

Sample Narrative Report
Created with

*Eval
Express™*

Call OPS Medical Today! An Authorized JTECH

Patient Information

Name: John C. Johnson
Address: 100 State Street, Apt. 23 / Salt Lake City, UT 81104
Daytime Phone: 801 477-1000
Evening Phone: 801 272-3030
Email: jcj@johnsonmedia.com
Patient ID: 1101
Gender: Male
Birth Date: 1/15/2050
Dominant Hand: Right

Primary Insurance

Policy: C11124A-11-02
Company: Apex Auto Insurance
Address: 1194 Broadway Blvd. / Chicago, IL 64123
Phone: 709 665-4432 **Fax:** 709 665-4443

Claim: X395-B12
Contact: Jill Monroe
Email: claims@apexai.com

Employer

Job Title: Sales Manager
Company: Johnson Media
Address: 2302 Coal Street / West Valley City, Utah 84149
Phone: 801 899-6500 **Fax:** 801 899-6511

Contact: Amy Johnson
Email: hr@johnson.media

Medical Necessity

This patient's computerized physical performance evaluation is being re-administered including the following range of motion and neurological muscle tests as outlined in the established treatment plan to measure the patient's progress during this course of care. Objective measurements are medically necessary to determine the patient's response to treatment by documenting functional progress.

Range of Motion - Inclination

Spine Range of Motion

The patient's active range of motion was objectively evaluated with Tracker ROM from JTECH Medical using the dual inclinometry protocols outlined in the AMA Guides to the Evaluation of Permanent Impairment.

Cervical ROM	Norm	Result	Difference	% Norm
Cervical Flexion	50°	35°	15°	70%
Cervical Extension	60°	40°	20°	67%
Cervical Lateral Left	45°	42°	3°	93%
Cervical Lateral Right	45°	31°	14°	69%
Cervical Rotation Left	80°	78°	2°	98%
Cervical Rotation Right	80°	49°	31°	61%

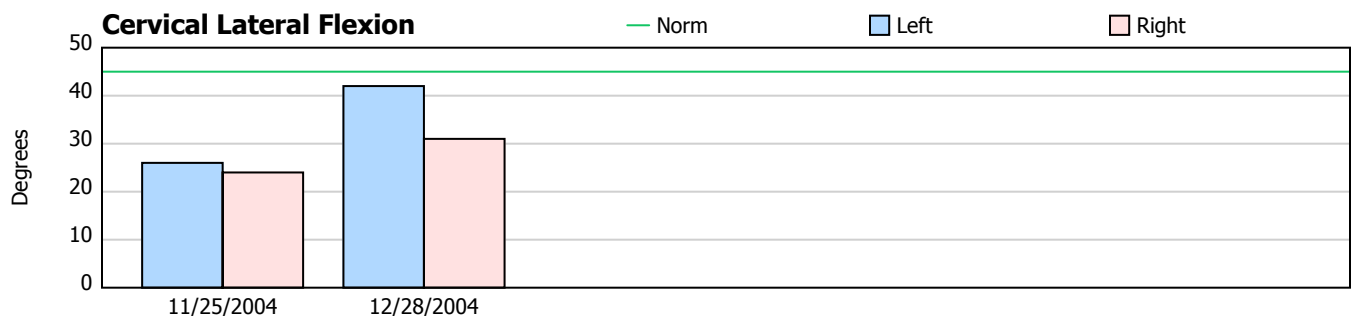
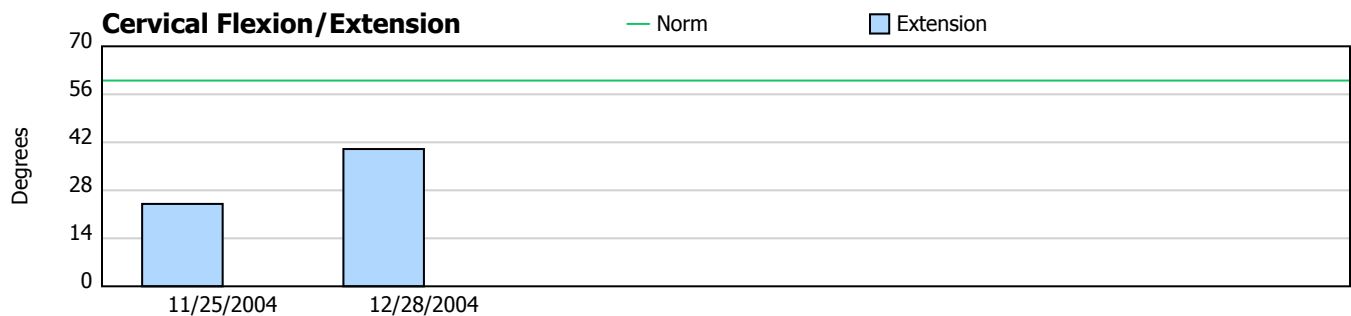

Cervical Lateral Flexion - Notes: Mr. Johnson only reported pain on right lateral flexion tests.

Cervical Rotation - Notes: Mr. Johnson's left cervical rotation has returned to near normal. Rotation to right is still restricted and causes mild pain near end of motion.

The table(s) above show current test results compared to American Medical Association normative values.

Spine Range of Motion Progress

Cervical Overall Change	Norm	Initial Exam			Current		Change
		Date	Result	% Norm	Result	% Norm	
Cervical Flexion	50°	11/25/2004	25°	50%	35°	70%	40%
Cervical Extension	60°	11/25/2004	24°	40%	40°	67%	67%
Cervical Lateral Left	45°	11/25/2004	26°	58%	42°	93%	62%
Cervical Lateral Right	45°	11/25/2004	24°	53%	31°	69%	29%
Cervical Rotation Left	80°	11/25/2004	26°	33%	78°	98%	200%
Cervical Rotation Right	80°	11/25/2004	25°	31%	49°	61%	96%



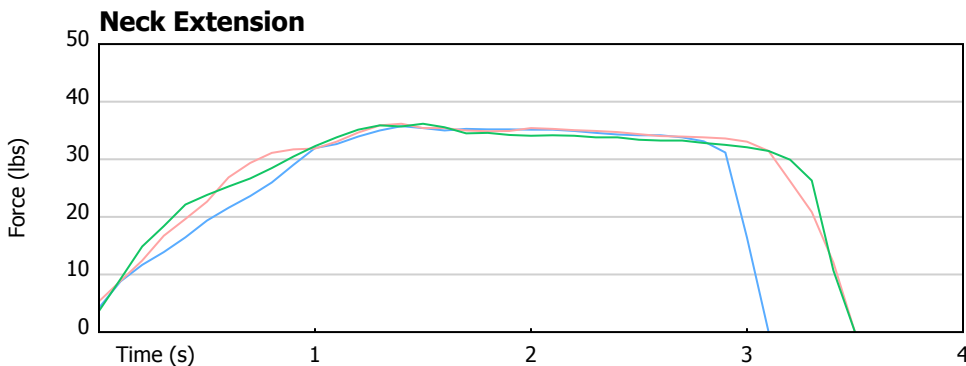
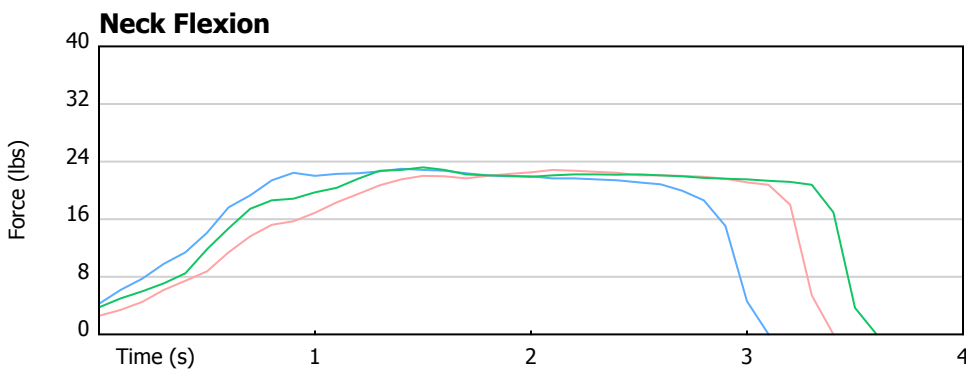


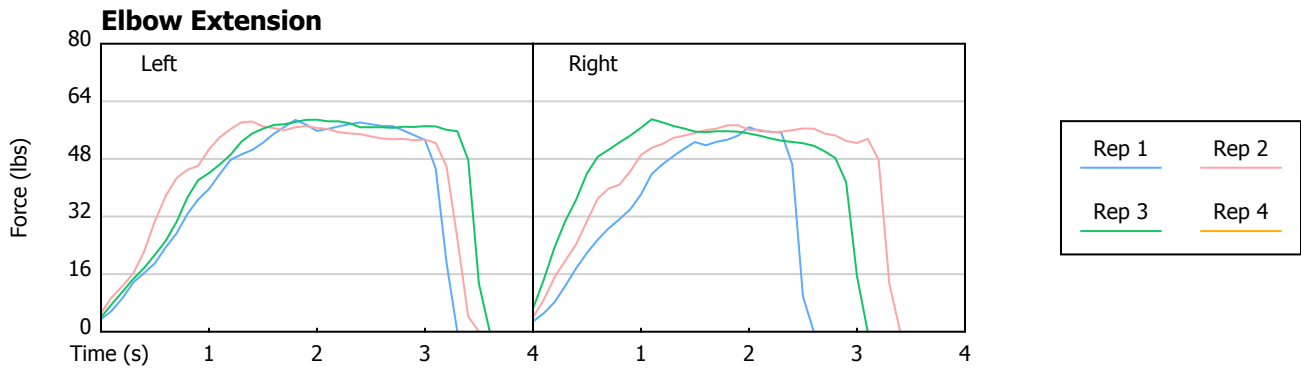
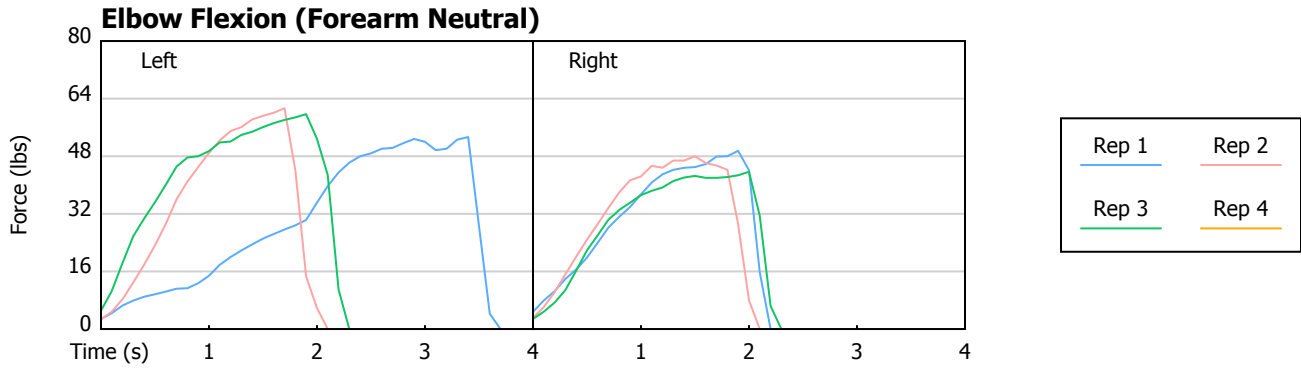
Muscle Testing

The patient was tested using the JTECH Tracker system, a computerized muscle strength evaluation system. When compared to the opposite side, a strength difference greater than 15% is generally recognized as an indication of motor deficit.

Neck/Trunk Muscle Tests	Left	Right	Difference
Neck Flexion	23.2 lbs		-
Neck Extension	36.2 lbs		-

Upper Extremity Muscle Tests	Left	Right	Difference
Elbow Flexion (Forearm Neutral)	61.3 lbs	49.5 lbs	-19% R
Elbow Extension	58.9 lbs	59.0 lbs	0% L






Muscle Test Progress

<i>Upper Extremity Recent Change</i>	<i>Previous Exam</i>				<i>Current</i>			<i>Change</i>	
	<i>Date</i>	<i>Left</i>	<i>Right</i>	<i>Diff</i>	<i>Left</i>	<i>Right</i>	<i>Diff</i>	<i>Left</i>	<i>Right</i>
Elbow Flexion (Forearm Neutral)	11/25/2004	63.3 lbs	33.6 lbs	-47% R	61.3 lbs	49.5 lbs	-19% R	-3%	47%
Elbow Extension	11/25/2004	53.9 lbs	57.7 lbs	-7% L	58.9 lbs	59.0 lbs	0% L	9%	2%

<i>Neck/Trunk Overall Change</i>	<i>Date</i>	<i>Initial Exam</i>			<i>Current</i>			<i>Change</i>	
		<i>Left</i>	<i>Right</i>	<i>Diff</i>	<i>Left</i>	<i>Right</i>	<i>Diff</i>	<i>Left</i>	<i>Right</i>
Neck Flexion	11/25/2004	15.0 lbs		-	23.2 lbs		-	55%	
Neck Extension	11/25/2004	30.0 lbs		-	36.2 lbs		-	21%	





Evaluator

Date